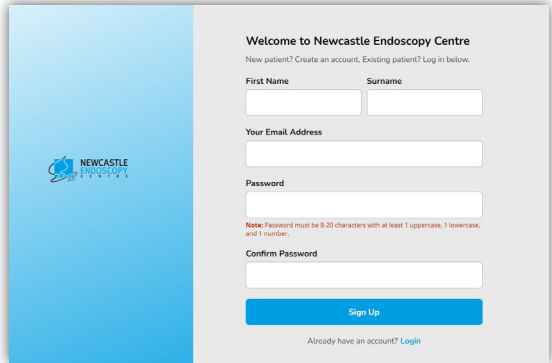


Newcastle Endoscopy Centre eAdmissions

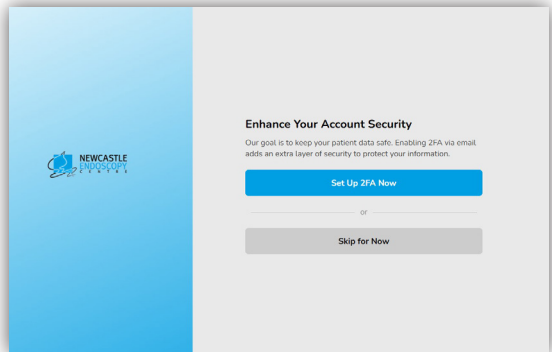
To complete your admission forms online, visit our eAdmission portal www.preadmit.com.au/Patient/newcastleendoscopy and follow these simple steps:

1. Create a new account using your name and email address, and a password selected by you. Click the 'Sign Up' button once all this information is filled in. If you are an existing patient, you can 'Login' using your previous details.
2. You will be given the option to utilise email verification, however you are able to "Skip for Now" if you would prefer not to use it.
3. You will be redirected to your 'Patient Portal' page. Click on 'Start a new admission' at the top right of the page.
4. Complete the form and follow the prompts at the end of each page. You must fill out all questions to the best of your ability.
5. Once you have completed the admission form and the patient health history, you will have the option to upload a copy of the following (if you have one), your signed consent, medications list, or advance health directive.
6. Once you have finished completing the form, simply click the 'Sign Now' and 'Submit' button.


You have now created your admission forms and they are waiting for viewing by our staff.



The screenshot shows the 'Welcome to Newcastle Endoscopy Centre' sign-up page. It features the Newcastle Endoscopy Centre logo on the left. The main content area has a heading 'Welcome to Newcastle Endoscopy Centre' and a sub-heading 'New patient? Create an account. Existing patient? Log in below.' Below this are input fields for 'First Name' and 'Surname', 'Your Email Address', 'Password', and 'Confirm Password'. A note specifies: 'Note: Password must be 8-20 characters with at least 1 uppercase, 1 lowercase, and 1 number.' A blue 'Sign Up' button is at the bottom, with a link 'Already have an account? Login' below it.



The screenshot shows the 'Enhance Your Account Security' page. It features the Newcastle Endoscopy Centre logo on the left. The main content area has a heading 'Enhance Your Account Security' and a sub-heading 'Our goal is to keep your patient data safe. Enabling 2FA via email adds an extra layer of security to protect your information.' Below this are two buttons: a blue 'Set Up 2FA Now' button and a grey 'Skip for Now' button, separated by the word 'or'.



The screenshot shows the 'Patient Portal - Welcome' page. It features the Newcastle Endoscopy Centre logo on the left. The main content area has a heading 'Patient Portal - Welcome' and a blue button 'Start a new admission +' in the top right corner.

If you have any questions regarding your eAdmission please do not hesitate to call us on (02) 4947 6000



**NEWCASTLE
ENDOSCOPY
CENTRE**

A Member of
cura
day hospitals group