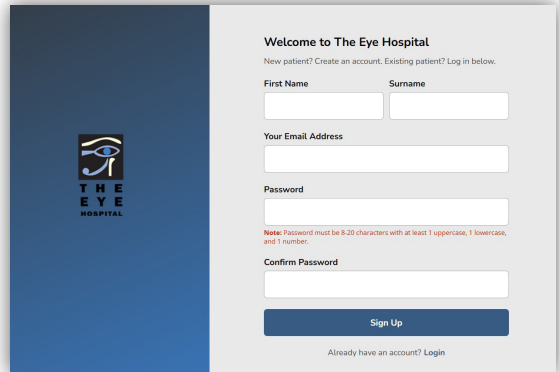


The Eye Hospital eAdmissions

To complete your admission forms online, visit our eAdmission portal www.preadmit.com.au/patient/theeyehospital and follow these simple steps:

1. Create a new account using your name and email address, and a password selected by you. Click the 'Sign Up' button once all this information is filled in. If you are an existing patient, you can 'Login' using your previous details.
2. You will be given the option to utilise email verification, however you are able to "Skip for Now" if you would prefer not to use it.
3. You will be redirected to your 'Patient Portal' page. Click on 'Start a new admission' at the top right of the page.
4. Complete the form and follow the prompts at the end of each page. You must fill out all questions to the best of your ability.
5. Once you have completed the admission form and the patient health history, you will have the option to upload a copy of the following (if you have one), your signed consent, medications list, or advance health directive.
6. Once you have finished completing the form, simply click the 'Sign Now' and 'Submit' button.

You have now created your admission forms and they are waiting for viewing by our staff.



Welcome to The Eye Hospital

New patient? Create an account. Existing patient? Log in below.

First Name Surname

Your Email Address

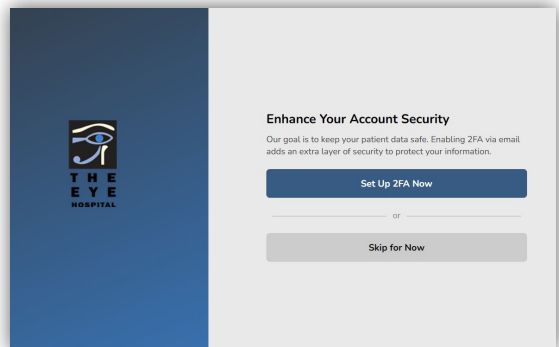
Password

Confirm Password

Sign Up

Already have an account? [Login](#)

Note: Password must be 8-20 characters with at least 1 uppercase, 1 lowercase, and 1 number.




Enhance Your Account Security

Our goal is to keep your patient data safe. Enabling 2FA via email adds an extra layer of security to protect your information.

Set Up 2FA Now

or

Skip for Now



Patient Portal - Welcome

Start a new admission

If you have any questions regarding this website or your admission please do not hesitate to call us on
(03) 6334 4960



**THE
EYE
HOSPITAL**

A Member of
cura
day hospitals group