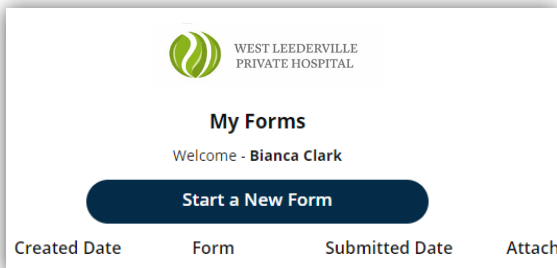
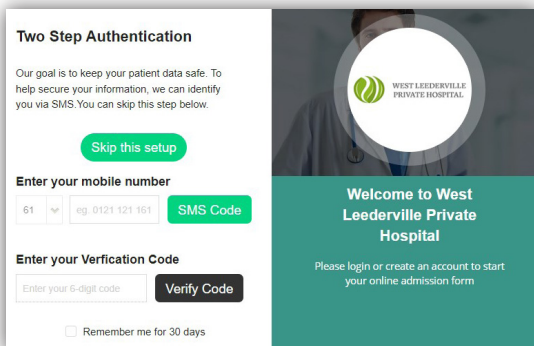
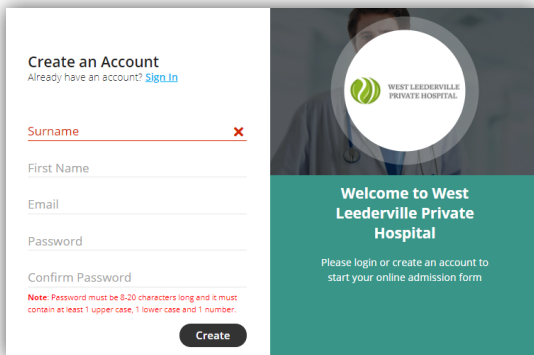


West Leederville Private Hospital eAdmissions

To complete your admission forms online, visit our eAdmission portal <https://www.preadmit.com.au/Patient/westleederville> and follow these simple steps:

1. Create a new account using your name and email address, and a password selected by you. Click the 'create' button once all this information is filled in. If you are an existing patient, you can 'sign in' using your previous details.
2. You will be given the option to utilise SMS verification, however you are able to "Skip this Setup" if you would prefer not to use it.
3. You will be redirected to your 'My Forms' page. Click on 'Start a New Form' at the top of the page.
4. Complete the form and follow the prompts at the end of each page. You must fill out all questions to the best of your ability.
5. Once you have completed the admission form and the patient health history, you will have the option to upload a copy of the following (if you have one), your signed consent, medications list, or advance health directive.
6. Once you have finished completing the form, simply click the 'Sign Now' and 'Submit' button.

You have now created your admission forms and they are waiting for viewing by our staff.



If you have any questions regarding this website or your admission please do not hesitate to call us on (08) 9463 5500



WEST LEEDERVILLE
PRIVATE HOSPITAL

A Member of
cura
day hospitals group