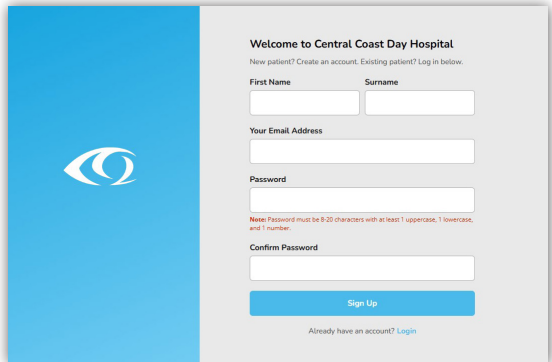


Central Coast Day Hospital eAdmissions

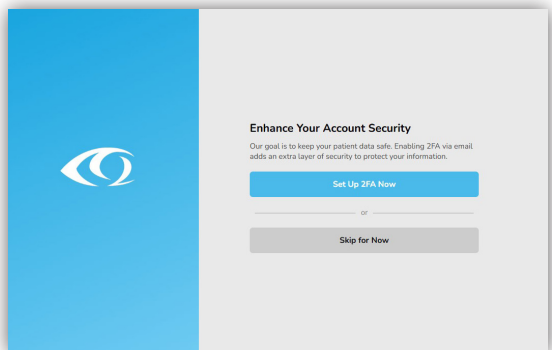
To complete your admission forms online, visit our eAdmission portal www.preadmit.com.au/Patient/ccdh and follow these simple steps:

1. Create a new account using your name and email address, and a password selected by you. Click the 'Sign Up' button once all this information is filled in. If you are an existing patient, you can 'Login' using your previous details.
2. You will be given the option to utilise email verification, however you are able to "Skip for Now" if you would prefer not to use it.
3. You will be redirected to your 'Patient Portal' page. Click on 'Start a new admission' at the top right of the page.
4. Complete the form and follow the prompts at the end of each page. You must fill out all questions to the best of your ability.
5. Once you have completed the admission form and the patient health history, you will have the option to upload a copy of the following (if you have one), your signed consent, medications list, or advance health directive.
6. Once you have finished completing the form, simply click the 'Sign Now' and 'Submit' button.


You have now created your admission forms and they are waiting for viewing by our staff.



The screenshot shows a registration form with a blue header and a white body. On the left is a blue vertical bar with the hospital logo. The form contains the following fields: 'First Name' and 'Surname' (two input boxes), 'Your Email Address' (one input box), 'Password' (one input box), and 'Confirm Password' (one input box). Below the 'Password' field is a note: 'Note: Password must be 8-20 characters with at least 1 uppercase, 1 lowercase, and 1 number.' At the bottom is a blue 'Sign Up' button and a link: 'Already have an account? Login'.



The screenshot shows a security enhancement form with a blue header and a white body. On the left is a blue vertical bar with the hospital logo. The form contains the following elements: a blue 'Set Up 2FA Now' button, an 'or' separator, and a grey 'Skip for Now' button. Below the buttons is a note: 'Our goal is to keep your patient data safe. Enabling 2FA via email adds an extra layer of security to protect your information.'



The screenshot shows the 'Patient Portal - Welcome' page. It has a blue header with the text 'Patient Portal - Welcome' on the left and a blue button labeled 'Start a new admission +' on the right. The main content area is a large, empty white space.

If you have any questions regarding your eAdmission please do not hesitate to call us on (02) 4367 3880



Central Coast Day Hospital

A Member of
cura
day hospitals group