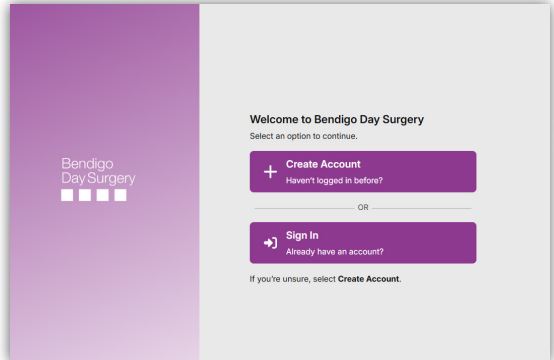


Bendigo Day Surgery eAdmissions

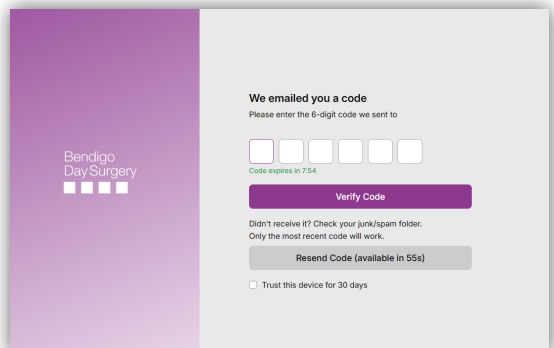
To complete your admission forms online, visit our eAdmission portal www.preadmit.com.au/Patient/bendigodaysurgery and follow these simple steps:

1. Create a new account using your name and email address, and a password selected by you. Click the 'Create Account' button once all this information is filled in. If you are an existing patient, you can 'Sign in' using your previous details.
2. You will then be asked to enter a 6-digit code that will be sent to your email. Enter this code and click the 'Verify Code' button.
3. You will be redirected to your 'Patient Portal' page. Click on 'Start a New Admission' at the top right of the page.
4. Complete the form and follow the prompts at the end of each page. You must fill out all questions to the best of your ability.
5. Once you have completed the admission form and the patient health history, you will have the option to upload a copy of the following (if you have one), your signed consent, medications list, or advance health directive.
6. Once you have finished completing the form, simply click the 'Sign Now' and 'Submit' button.


You have now created your admission forms and they are waiting for viewing by our staff.



The screenshot shows the login page for Bendigo Day Surgery. On the left is a purple sidebar with the logo. The main content area has a white background with the text "Welcome to Bendigo Day Surgery" and "Select an option to continue." Below this are two buttons: "Create Account" (with a plus icon) and "Sign In" (with a right arrow icon). There is an "OR" separator between the buttons. Below the "Sign In" button is a note: "If you're unsure, select Create Account."



The screenshot shows the code verification page. It features the same purple sidebar. The main content area has a white background with the text "We emailed you a code" and "Please enter the 6-digit code we sent to". Below this is a 6-digit input field with a "Code expires in 7:54" timer. A "Verify Code" button is positioned below the input field. Below the button, there is a note: "Didn't receive it? Check your junk/spam folder. Only the most recent code will work." and a "Resend Code (available in 55s)" button. At the bottom, there is a checkbox labeled "Trust this device for 30 days".



The screenshot shows the patient portal page. It features the same purple sidebar. The main content area has a white background with the text "Patient Portal" on the left and "Start a New Admission" with a plus icon on the right.

If you have any questions regarding your eAdmission please do not hesitate to call us on (03) 5444 3533



Bendigo
Day Surgery



A Member of
cura
day hospitals group